

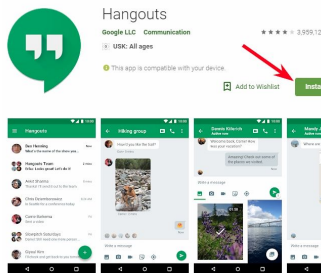
How to download and use Google Hangouts



Step 1 - Using Hangouts

Hangouts can be used on Apple and Android devices. It can also be used on laptops and computers using these browsers:

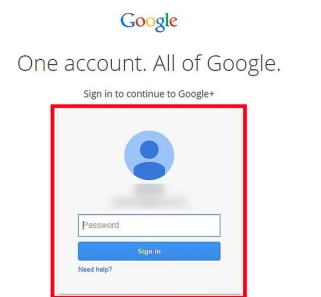
- hangouts.google.com
- [Gmail](https://www.google.com/gmail/)
- [Hangouts Chrome extension](#)



Step 2 - Downloading Hangouts

Once you know which device you are using and if hangouts can be used, download Hangouts here:

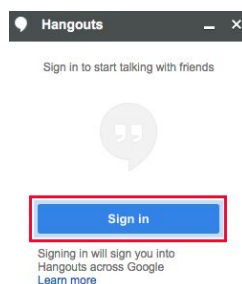
- [For Android via the Play Store](#)
- [For Apple via the App Store](#)
- [For Laptop or Computer](#)




Step 3 - Sign in to Hangouts

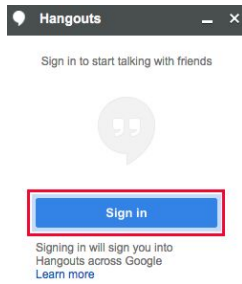
On your computer, go to hangouts.google.com or open Hangouts in [Gmail](https://www.google.com/gmail/).


- Enter your Google account information
- Click Sign in. In Gmail, on the left, click Sign in



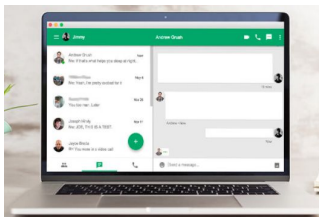
On your Android phone or tablet, open the Hangouts app 

- Select a Google Account, or sign in to another account
- Tap Sign in
- Follow the steps to verify your phone number and let people find you on Hangouts. If you don't want to verify your phone number, tap Skip




On your iPhone or iPad, open the Hangouts app .

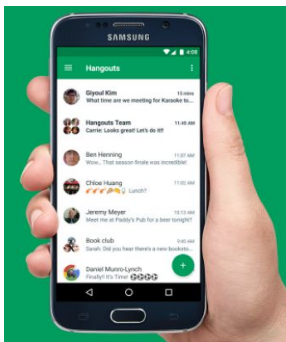
- Tap Get started
- Select a Google Account, or sign in to another account
- Follow these steps to verify your phone number and let people find you on Hangouts. If you don't want to verify your phone number, tap Skip






Step 4 - Start a Hangout

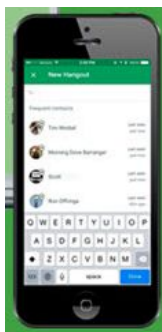
On your computer:

- At the top, click new conversation 
- Enter and select a name or email address
- Type your message
- On your keyboard, press Enter





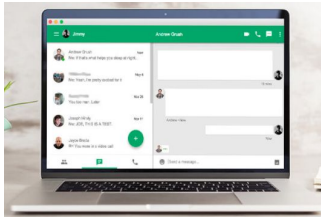
On your Android phone or tablet:

- At the bottom right, tap Add  > New Conversation 
- Type and select a person's name
- Enter your message
- Tap send 






On your iPhone or iPad:

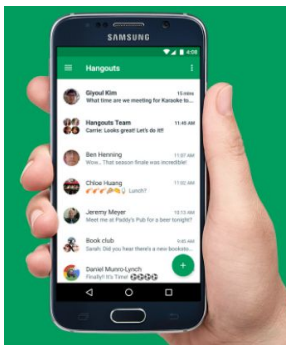
- At the bottom right, tap Add 
- Type and select a person's name.
- Enter your message
- Tap Send 






Step 5 - Make a Phone Call

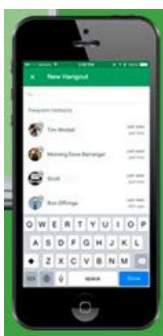
On your computer:

- Click the Call tab  In the search box, type a phone number or name
- Click the phone number or the name of the person you want to call
- To enter a number, click the dial pad 
- To end a call, close the Hangout window or click End Call 







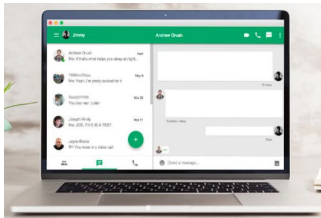
On your Android phone or tablet:

- Type in someone's name or phone number, then select them from the search results
- To dial a number, at the bottom, tap Dial pad 
- Tap Call 
- To end a call, click End Call 



On your iPhone or iPad:

- Tap the Dialler tab 
- At the bottom, tap the dial pad 
- Enter a phone number. You can also search for them in the Contacts tab 
- Tap the contact's name or tap Call 

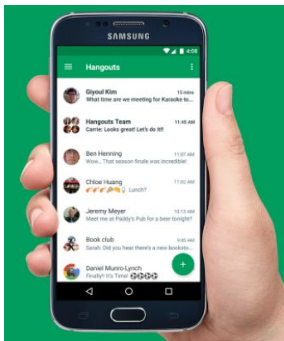


Step 6 - Make a Group Chat and Group Call

On your laptop:

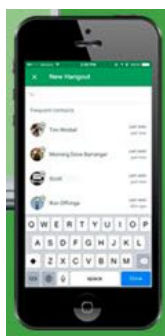
Click New conversation **+** **>** New group.

- Enter or select the names, phone numbers or email addresses of people who you want to add
- To start a group chat or video call, click Message or Video call



On your Android phone or tablet:

- At the bottom, tap Add **+** **>** New conversation **>** New group
- Select and enter the names, phone numbers or email addresses of people in your group
- Tap Done ✓



On your iPhone or iPad:

- At the bottom, tap Add **+** **>** New Group
- Enter the names, phone numbers or email addresses of the people you want in your conversation
- Tap Done ✓